


INSTRUKCJA OBSŁUGI PRZYRZĄDU OPTYCZNEGO

UMAREX




RDS8

- 01 Włącznik
- 02 Regulacja pozioma
- 03 Odpinany montaż
- 04 Przedział baterii
- 05 Regulacja pionowa



1



2


3

4




5

MONTAŻ




1




2

2,5 mm

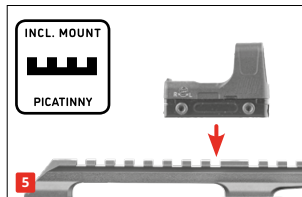


3

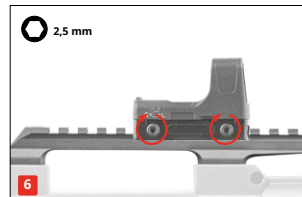
2,5 mm



4



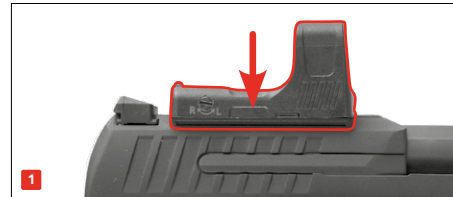
5




6

2,5 mm

MONTAŻ



1



2





2,5 mm



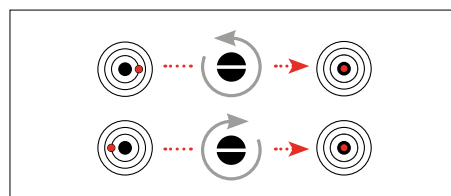

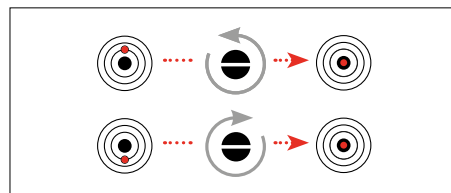

DANE TECHNICZNE

Rodzaj baterii	CR 1632
Poziomy jasności	2
Wymiary plamki	8 MOA
Brak błędu paralaksy na	10 m
Montaż	Picatinny / C-More
Gwint	8-32 UNF
Długość	48 mm
Waga	19 g

WYMIANA BATERII



REGULACJA



REGULACJA JASNOŚCI

