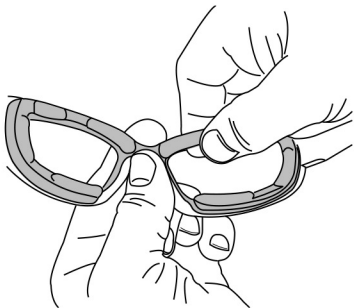


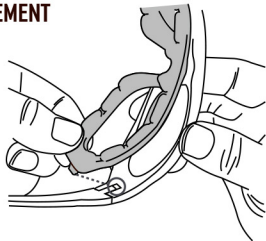
FOAM GASKET REMOVAL



- 1.) Place thumb on lens as pictured above
- 2.) Slide thumb up until you contact the nylon backing of the gasket
- 3.) Continue to pressure the gasket upward until the attaching tabs release

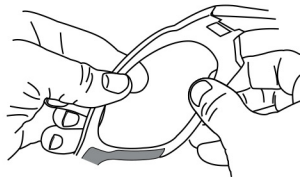
FOAM GASKET REPLACEMENT

Align one outside gasket tab to the frame slot, while holding down with your finger, press the top of the gasket down until the inner tab clicks into the slot near the nose bridge. Repeat on the other side.



LENS REMOVAL

- 1.) If the lens gasket is attached, remove it.
- 2.) Holding the frame with the inside facing you, use your fingertips to "spread" the frame apart while simultaneously pushing the lens out using your thumb.



MAINTENANCE: Wiley X lenses are specially coated to offer superior abrasion resistance. Please follow below instructions to prolong the life of your lenses and keep them performing at their best:

- Clean lenses with water only.
- Do not use solvents or special cleaners.
- Use micro-fiber cleaning cloth provided to gently wipe clean.
- Never use paper products to clean and avoid wiping lens surface when dry and/or dirty as this may potentially scratch the lens.

WARNING: Wiley X brand eyewear is tested tough. However, impact resistant eyewear is not unbreakable and does not provide unlimited eye protection under all circumstances and conditions. Misused, abused, scratched and/or damaged eyewear can reduce impact protection (and void your limited warranty). Dirty and/or wet eyewear can impair vision and reduce safety (resulting in personal injury and/or property damage). Keep your Wiley X eyewear clean with water only. Do not use solvents or abrasives as it could scratch or damage the product reducing its effectiveness. Store your Wiley X eyewear in the protective case provided to prolong the life of the lenses. Most of all, take all appropriate precautions when wearing your Wiley X eyewear during hazardous and/or dangerous activities and conditions. Wiley X, Inc. is not responsible for personal injury, property damage or losses incurred while using Wiley X brand products.



XL-1 ADVANCED WITH COMM TEMPLES INSTRUCTIONS



WILEY X INC: 1.800.776.7842 // 925.243.9810 // WILEYX.COM
7800 PATTERSON PASS ROAD, LIVERMORE CA 94550 USA

WILEY X EUROPE LLC: +45 96 93 00 45 // WILEYX.EU
SØNDERGADE 8-10 7570 VEMB DENMARK ERX-ICXL1COMM[1]

COPYRIGHT © 2018 WILEY X, INC. ALL RIGHTS RESERVED.

WILEY X, WX, BLACK OPS, logos, tag lines and product names are trademarks or registered trademarks (marcas registradas) of Wiley X, Inc. in the U.S. and other countries. Logos © 2007-2018 Wiley X, Inc. All rights reserved.